Seminole High School

Drumline Handbook

2016

"Motivation, Dedication, Discipline"

Preface

The exercises and warm-ups in this binder have been compiled in an effort to maintain a standard of performance and technique as it applies to the percussion section of the Seminole High School Drumline. It is highly recommended that all percussionists read the following set of guidelines and rehearsal procedures so that all expectations will be clearly understood prior to showing up for practice.

Philosophy Statement

The percussion program at Seminole High School is designed to create a learning environment that supports and upholds the tradition of the Pride of the Tribe while also developing the mentality for a high level of musical performance.

Playing Style

The best way to describe the overall "look" of the drumline in performance or at rest is **focused.** This implies that the player will look at a fixed point and his/her concentration will not be easily broken by outside distractions. You should look as if you have everything under control regardless of performance demands.

Snares, tenors, and bass drums play at the flattest angle possible. It ensures maximum rebound from the drumhead and helps to create a dark, fundamental based tone. To achieve this, it is through the use of a heavy, legato stroke. When playing, you should feel as though the sticks are sinking into the head, not crushing it. This is also known as "playing into the drum." **Good sound quality is what you should strive for.**

Rehearsal Expectations

Because of the time constraints of a normal marching season, every effort must be made to maximize the amount of quality, on-task rehearsal time. The rehearsal environment must be completely free of extraneous noise, talking, or disruptive behavior. Our work ethic is absolutely vital to our success. One key component to that is by practicing with a metronome.

***Individual practice at home is required.

(At least 30 minutes a day. Not asking too much right? ☺)

The group MUST develop a consistent sense of time, tempo and rhythmic interpretation. By listening to the pulse of the metronome, the tempo is then transferred to the surrounding players through the vocalization of "duts." Each player is responsible for listening carefully to the player inside of them. This is known as "listening in" and when properly done, it serves as the backbone of a precise, and clearly articulated section player.

Practice Tips

Practice alone is not enough to make you better. If you're practicing the wrong way, all of the effort and hours of chop-building are pointless. But fear not! Here are some tips to help you:

- Practice with a metronome! Without it, you're just hacking.
- Practice in front of a mirror. (Watch yourself and critique)
- **MARK TIME.**
- Like studying for a test, practice as if you are performing.
- Mistakes are okay! That is why it's called "practice." The trick is to minimize them as much as possible.
- Most importantly: Relax and have fun with it. ♫

Performance

The Pride of the Tribe regularly performs in school functions and weekly at Friday night games, and on a sometimes locally televised stage. These performances are meant to be fun, but should be approached in total seriousness. The player is responsible for conducting themselves to exude the highest level of professionalism, musicianship, and maturity. As a member of the drumline/front ensemble, you will be expected to be alert, focused, and on-task during performance either in the stands or on the field. Remember that someone is always watching.

Stick Heights

Accurate stick heights to promote musical and visual uniformity within the percussion section are as follows in this wonderful chart:

Dynamic	**Inner Beats**	**Accents (<)**
Pianissimo (pp)	1”	N/A
Piano (p)	1”	3”
Mezzo Piano (mp)	1”	3"
Mezzo Forte (mf)	3”	6”
Forte (f)	3”	9”
Fortissimo (ff)	6”	12”

Conclusion

Keeping in mind ALL of what was discussed previously in this handbook, it will be the first step in achieving our ideal sound and identity for this percussion section for years to come. The overall vision and goal for this group is to grow both musically and mentally while also setting a standard of excellence for future generations. Naturally, we all want you to have a good experience. With that being said if you have fun with it, and work hard, you will always come away with something to be proud of. That is what it means to be a Seminole.

"And you will pass this way only once, do it right."
-Dream Big

Bass Drums

Legatos

Seminole High School Drumline 2016

Jordan Roberson



©Seminole High School

Bass Drums

Double Trouble

Jordan Roberson
Pierre Cambrelen



©Seminole High School

Accent Tap

Bass Drums

♩ = 130

Jordan Roberson
Pierre Cambrelen



©Seminole High School

Bass Drums

Sixteenth Note Style

Seminole High School Drumline 2016

Jordan Roberson



**Be prepared to play variations. (Flams, diddles, reverse)

©Seminole High School

Bass Drums

Triplets

Jordan Roberson



©Seminole High School

Bass Drums

Foundations

Seminole High School Drumline 2016

Jordan Roberson



** Be prepared to play variations. (w/ diddles, drags, fives, flams)

©Seminole High School

Bass Drums

Paradiddle Problems

Seminole High School Drumline 2016

Jordan Roberson



©Seminole High School