Hey guys,

First of all I hope you are all doing well during these crazy times. While the school is closed and I won't be seeing you face to face, we can still move forward in preparing for next marching season by developing your musical knowledge and skills. Every week I'll be assigning a video playing assignment that will count towards your participation grade, along with videos to watch and other activities. Just like the rest of the band, these will be due Thursday at midnight by email.

The assignment for this week is pretty simple and can be completed with whatever equipment you have. If you have a pad or drum that works best, but If you have no sticks, use your hands on a table. If you have no pad, play on the floor. The assignments will get much more individualized once I see what equipment you all have to work with.

Wash your hands,

Pierre Cambrelen

Notes/tips:
1) Send emails of recordings, responses, or questions to: **Seminolebandonline@gmail.com *AND* shsperconline@gmail.com**
2) When turning in an assignment label the subject the following way: Your name, then assignment week number (ex. **PL Malcolm Week 1**)
3) If you need to ask a question through email, label the following way in the subject box Question, your name, week number (ex. **question PL Malcolm Week 1**)
4) Please put responses and recordings for the week in the same email.
6) I need to see your face, hands/sticks, and surface you are playing on.
7) I need to be able to clearly hear you playing, so no playing on a pillow.
8) I need to be able to hear a metronome in the background (I use http://a.bestmetronome.com but there are plenty of free metronome apps)
9) The easiest way I've found to submit video assignments is to upload them to youtube as unlisted videos and send the link in the email!
10) Perfect practice makes perfect! Don't send your first try, send the one that's right!

Week 1 assignment:

1) Play the entire snare part for the following exercises with whatever equipment you have, with an audible metronome playing downbeats only (no subdivision):

   Legatos @ 90 BPM
   Double yeet @ 120 BPM
   (these can be 2 seperate videos)

   What to focus on: tempo and timing, the last 2 bars double yeet

   Example videos for no equipment:
   https://www.youtube.com/watch?v=Z4hevH_fNGo
   https://www.youtube.com/watch?v=R6hx3JnEblY
   (I rushed the left hand doubles)

2) Include in your email what equipment you have to work with, and what instrument you plan on auditioning for or what you would like to improve on.

   Examples:
   I have a drum pad and sticks and want to play bass 4.
   I have sticks and want to play cymbals.
   I have a tenor pad on a stand and sticks and want to play tenors.
   I don't have any sticks but want to play Marimba.
   I want to have better tempo
   I want to learn traditional grip
   I want to learn how to read bass clef

Legatos

Pierre Cambrelen





Double Yeet


Snare Drum
Tenor Drums
Bass Drums
Cymbals
Mallets
S.D.
T.D.
B.D.
Cym.
Mal.